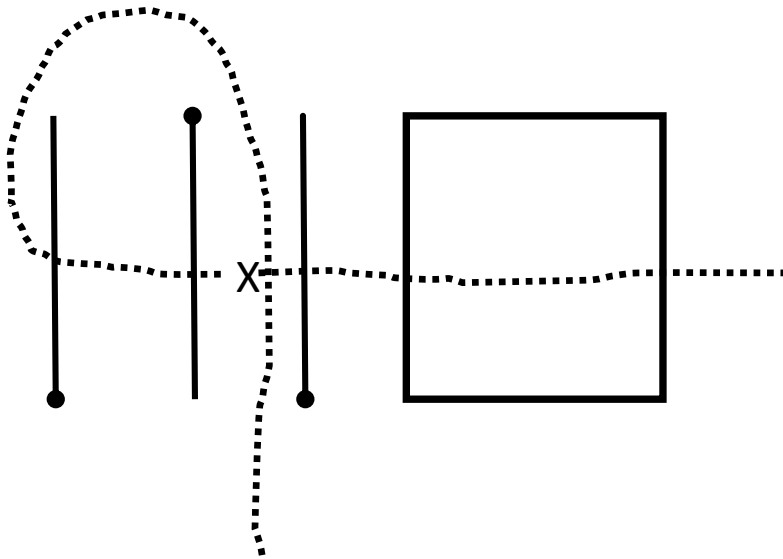


Obstacle /Pattern Class

Walk & Whoa

Class #7



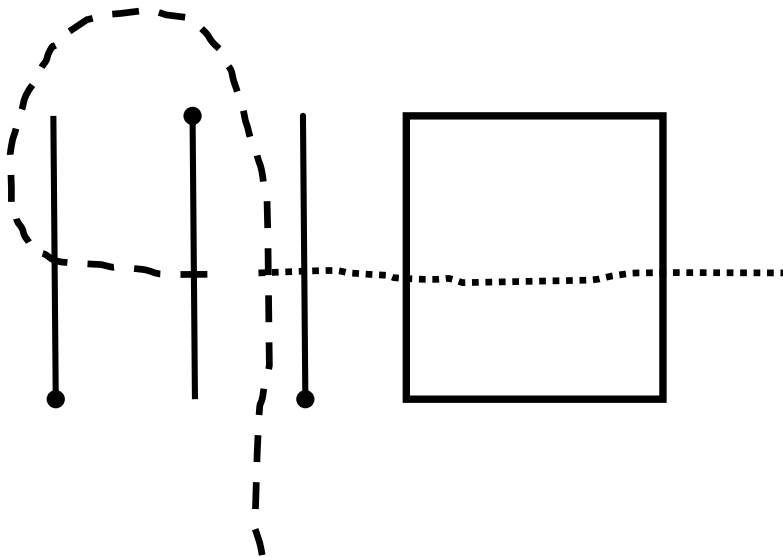
Walk through rails
Walk over first 2 rails
Halt before 3rd rail
Walk over bridge and exit pattern

Obstacle /Pattern Class

Walk / Trot

Class # 11, 15, 19, 23, 27, 31, 35, 39

Class # 52, 57, 61



Trot through rails turn left

Trot over first 2 rails

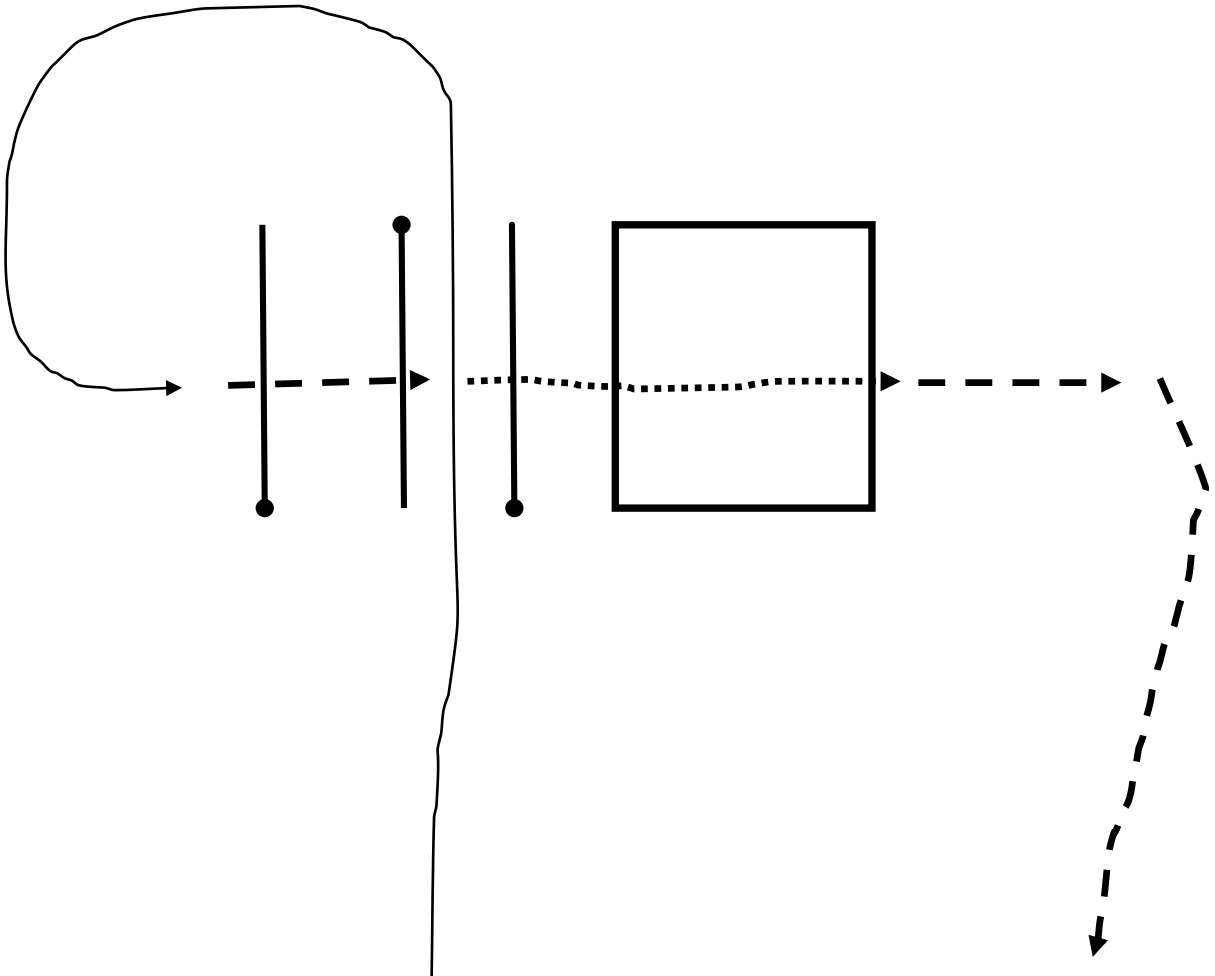
Walk over 3rd rail and over bridge

Walk and exit pattern

Obstacle /Pattern Class

Walk / Trot / Canter / Lope

Class # 43



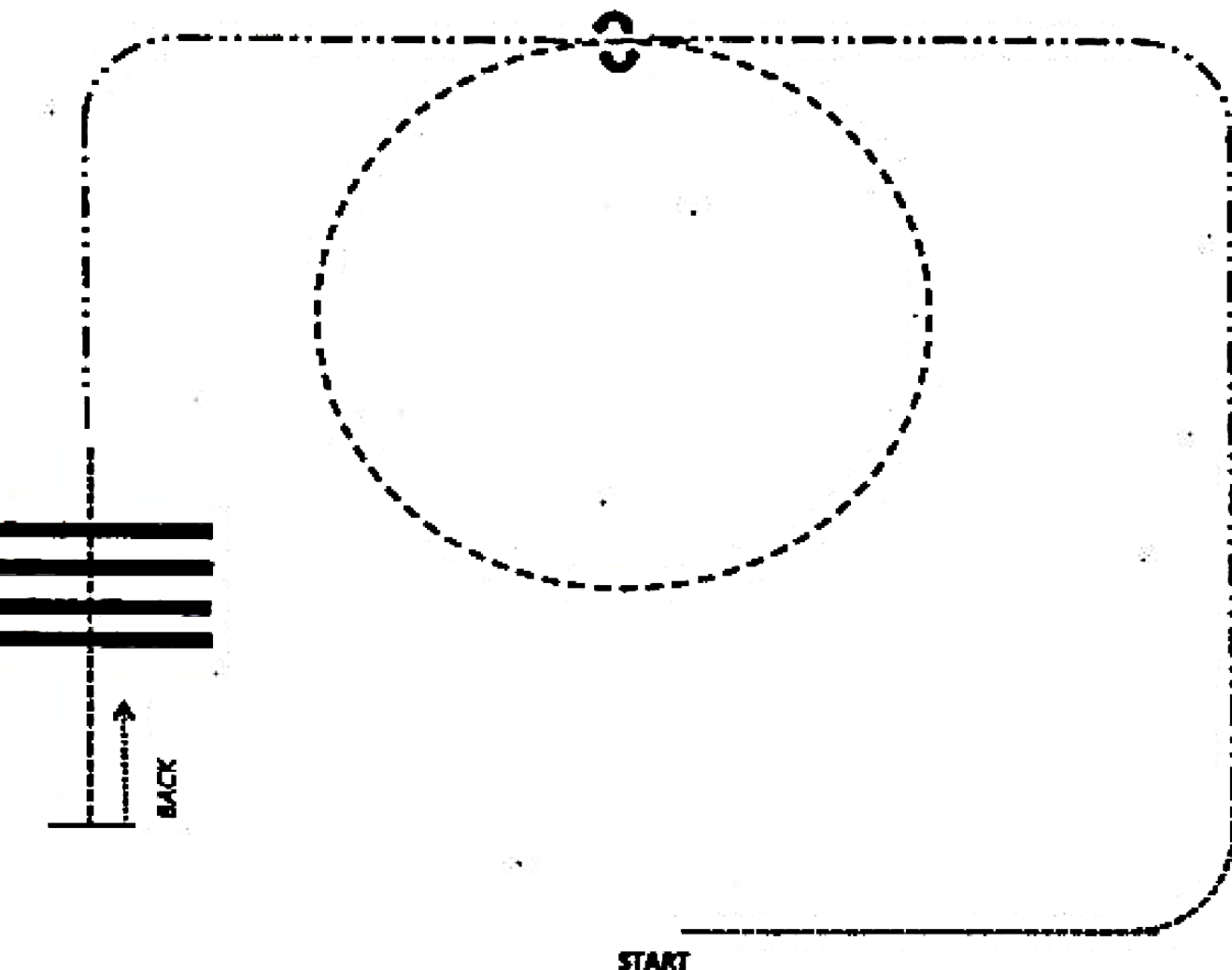
Lope left lead through rails
Trot over first 2 rails
Walk over 3rd rail and over bridge
Trot and exit pattern



RANCH RIDING WALK TROT

Pattern #1

WALK	-----
TROT	- - - - -
EXT TROT	· · · · ·



1. WALK

2. EXT. TROT 1/2 way up the ARENA

3. TURN LEFT EXT. TROT to Center of ARENA

4. TROT CIRCLE to LEFT

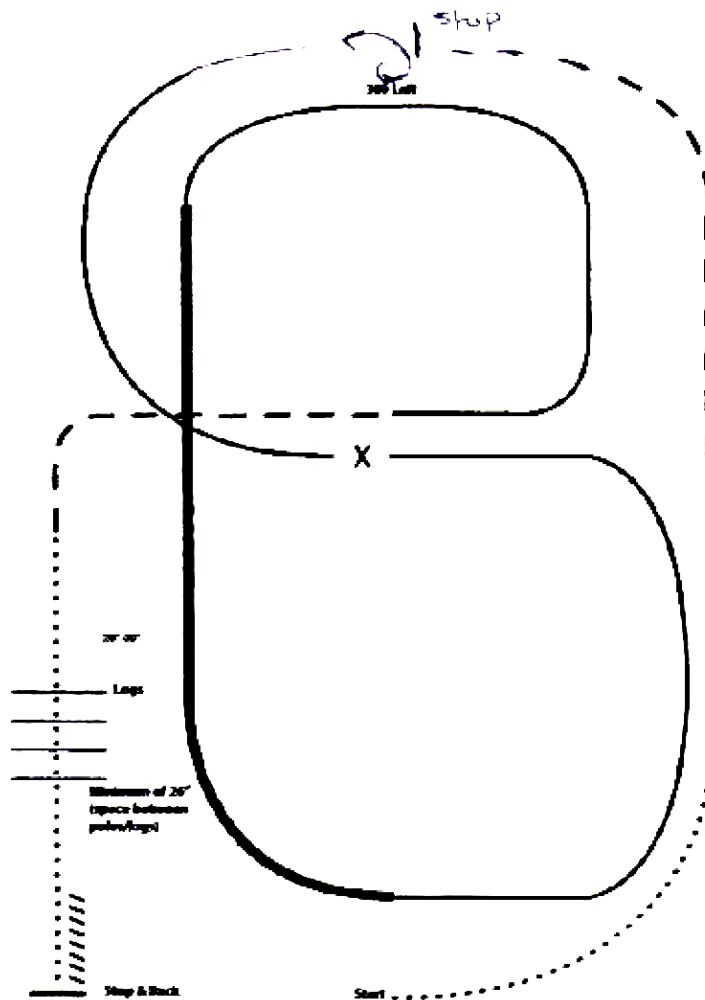
5. 360 TURN LEFT

6. EXT. TROT

7. WALK over RAILS

8. STOP / BACK 1 Horse Length

Ranch Riding Walk Trot Lope ECRRA



- X Lead Change
- - - Walk
- — — Trot
- — — Ext Trot
- — — Lope
- — — Ext Lope
- // // // Back

1. Walk
2. Trot
3. Extend the trot, at the top of the arena ,stop
4. 360 degree turn to the left
5. Left lead 1/2 circle, lope to the center
6. Change leads (simple or flying)
7. Right lead 1/2 circle
8. Extended lope up the long side of the arena (right lead)
9. Collect back to a lope around the top of the arena and back to center
10. Break down to an extended trot
11. Walk over logs
12. Stop and back

Ranch Horse Trail

Class #49

