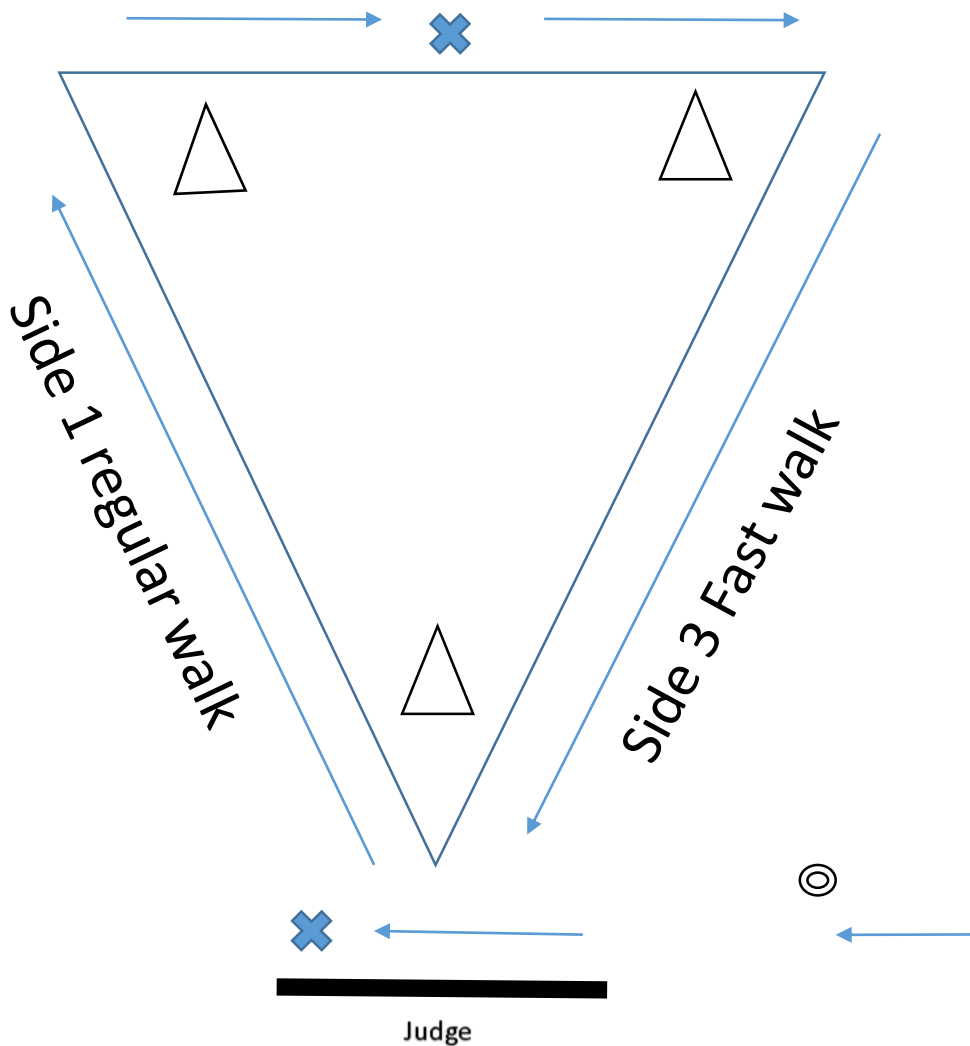


Williamsport Riding Club Open Show  
Western Day Obstacle/Pattern  
Class # 7 Walk & Whoa

Side 2 walk, whoa at X 2 seconds



Enter ring. Be ready at marker. ⊙

Walk to X . Whoa 2 seconds. Walk side 1 of triangle.

Walk to side 2 of triangle X Whoa 2 seconds.

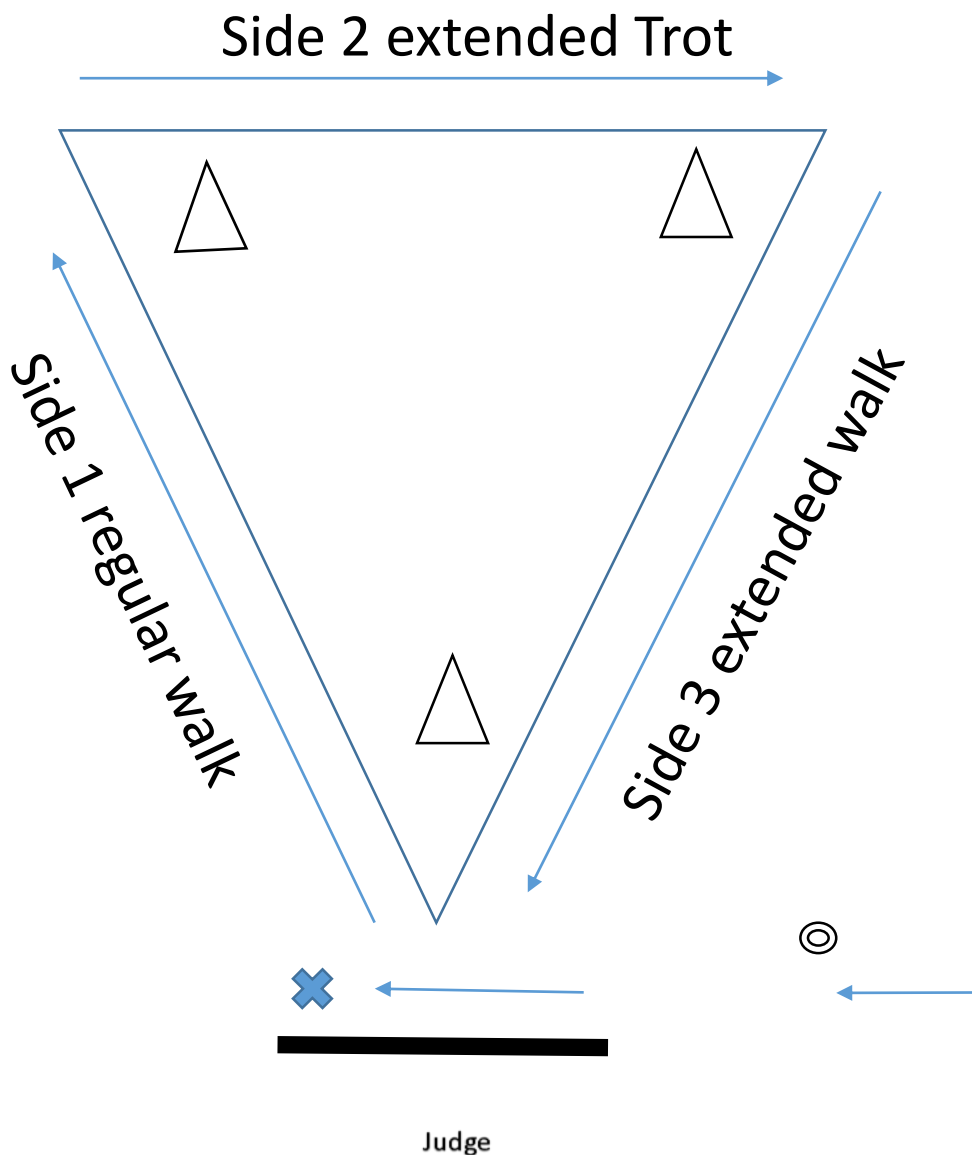
Continue, perform a fast walk down side 3 of triangle.

Return to X Halt. Exit ring when dismissed.

# Williamsport Riding Club Open Show

## Western Day Obstacle/Pattern

Class # 11, 15, 19, 23, 27, 31, 35, 39, 52 57 & 61



Enter ring. Be ready at marker. ◎

Walk to ✕ . Set up for inspection.

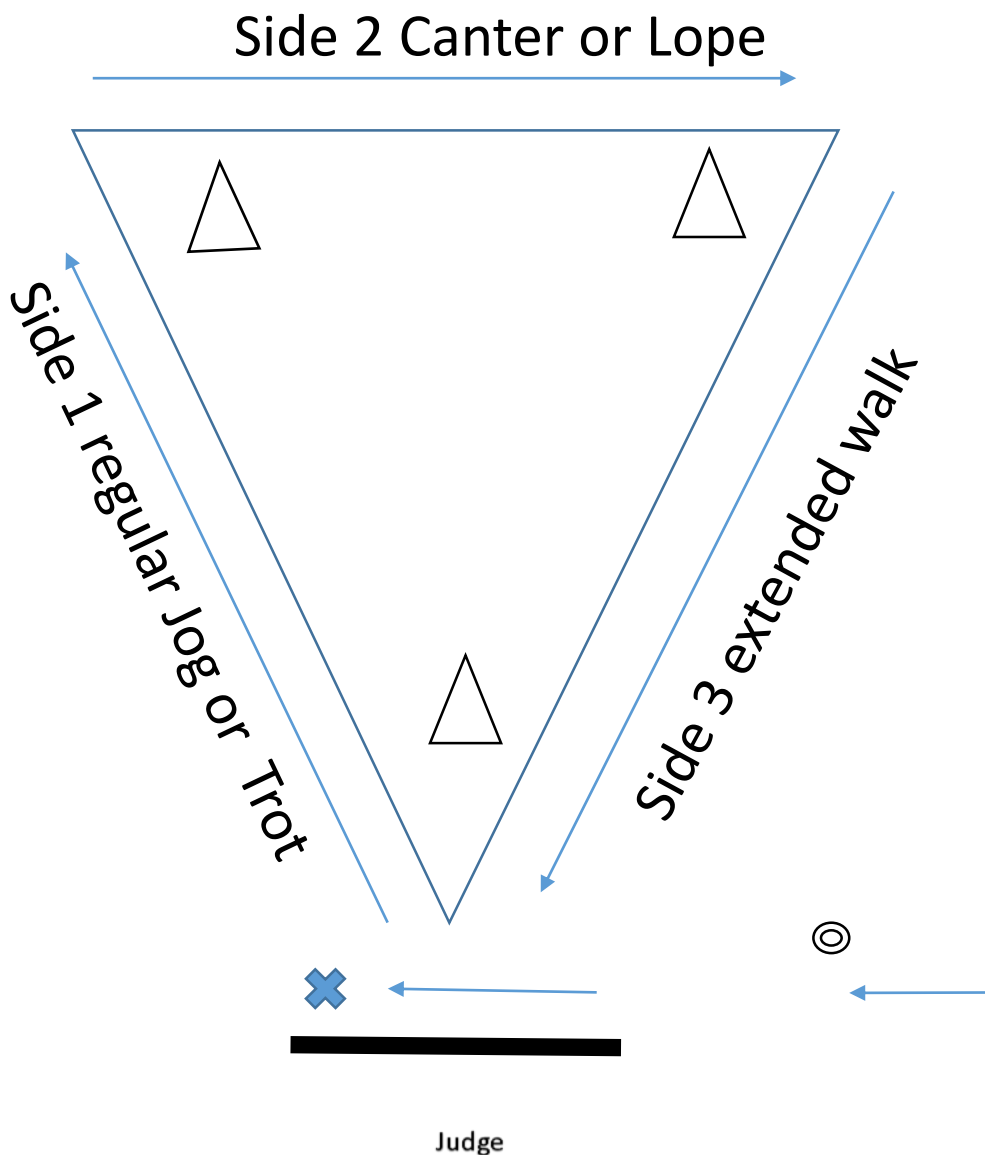
Walk side 1 of triangle.

Perform an extended trot side 2 of triangle.

Perform an extended walk down side 3 of triangle.

Return to ✕ . Exit ring when dismissed.

Williamsport Riding Club Open Show  
Western Day Obstacle/Pattern  
Class # 43

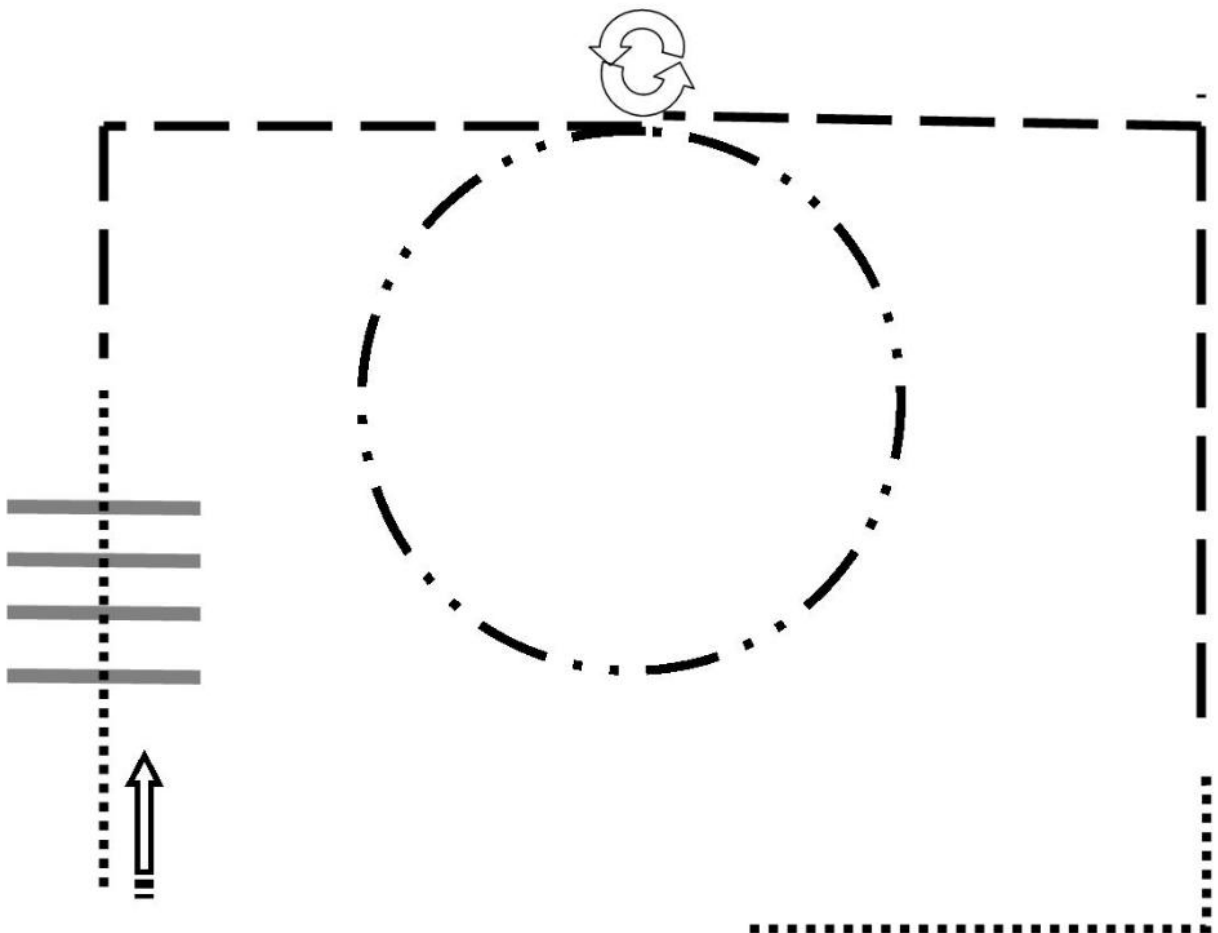


- Enter ring. Be ready at marker. ◎
- Walk to ✕ . Set up for inspection.
- Trot or jog side 1 of triangle.
- Perform a canter or Lope side 2 of triangle.
- Perform an extended walk down side 3 of triangle.
- Return to ✕ . Exit ring when dismissed.

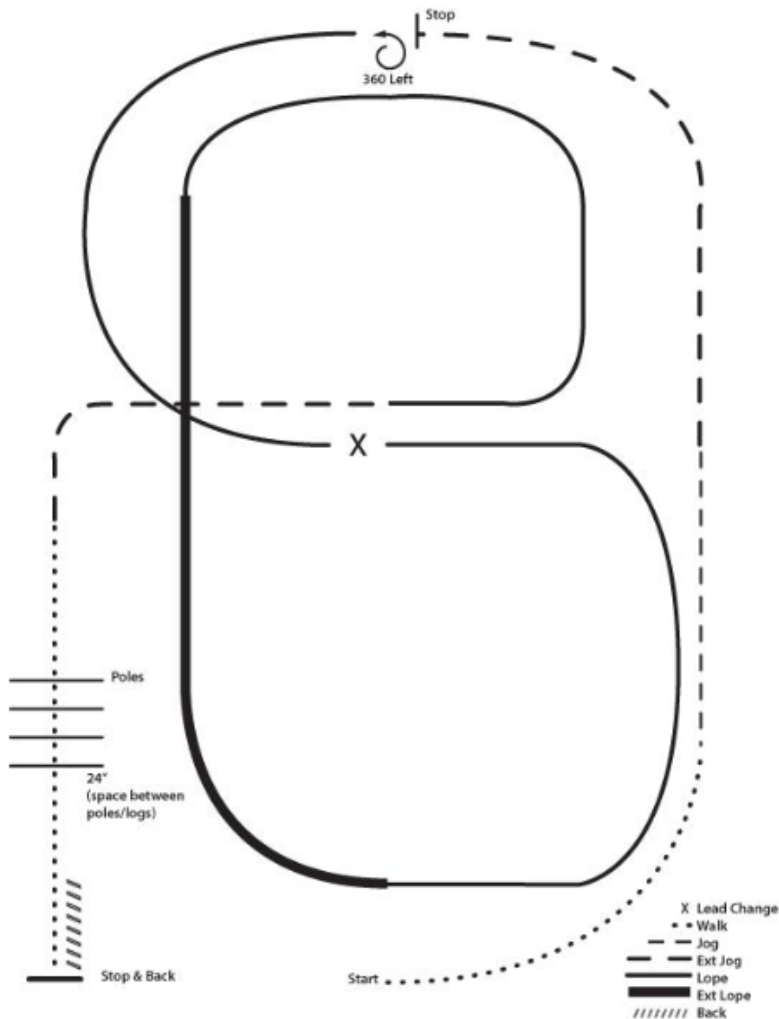
# Williamsport Riding Club Open Show

## Class #47 - Ranch Riding Open Walk/Trot (ECRRA Pattern)

1. WALK
2. EXTEND TROT 1/2 WAY UP THE ARENA
3. TURN LEFT EXTEND TROT TO CENTER
4. TROT CIRCLE TO THE LEFT
5. STOP
6. 360 degree TURN TO LEFT
7. EXTENDED TROT
8. WALK OVER RAILS
9. STOP & BACK ONE HORSE LENGTH

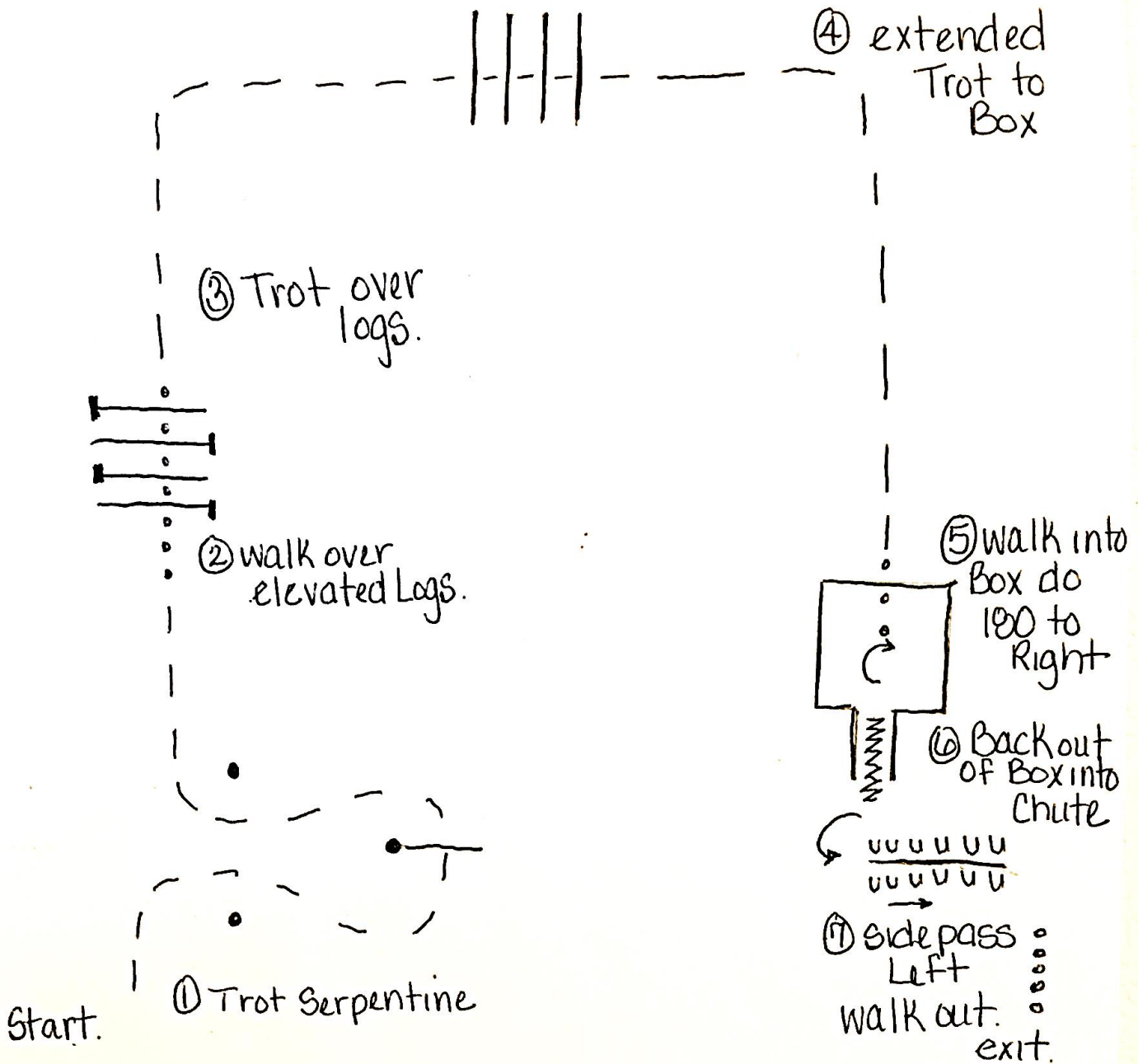


# Williamsport Riding Club Open Show Class #48 - Ranch Riding Walk/Jog/Lope




1. Walk
2. Jog
3. Extend the jog ,at the top of the arena ,stop
4. 360 turn to the left
5. Left lead 1/2 circle, lope to the center
6. Change leads (simple or flying)
7. Right lead 1/2 circle
8. Extended lope up the long side of the arena (right lead)
9. Collect back to a lope around the top of the arena and back to center
10. Break down to a jog
11. Walk over poles
12. Stop and back

Williamsport Riding Club Open Show  
Class #49 - Ranch Trail Walk/Trot  
(ECRRA Pattern)



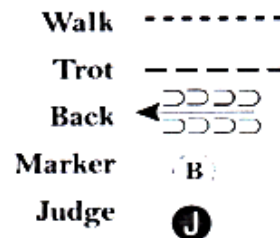
# Williamsport Riding Club Open Showmanship

## Lead Line, 10 & under and Therapeutic Class # 103, 106 & 118

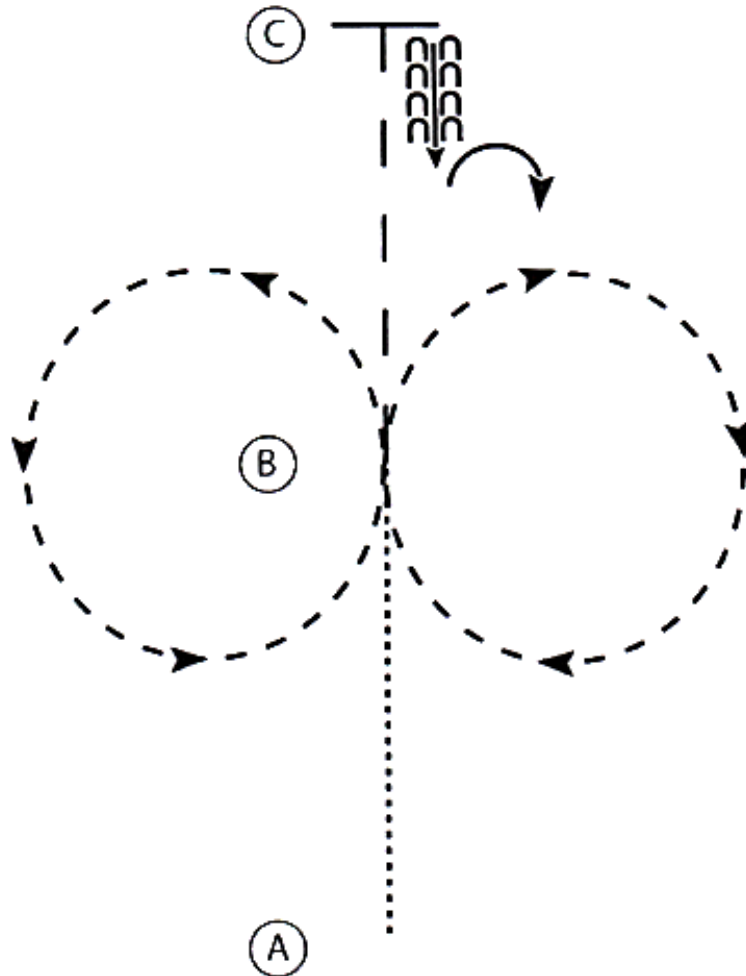


Be ready at A.

1. Walk from A to B.
2. At B, trot to judge.
3. Stop and set up for inspection.
4. When dismissed, turn 90 degrees and walk away from judge.
5. Follow the instructions of your ring steward.



Williamsport Riding Club Open  
Showmanship  
Junior, Senior, Masters & Adult  
Class # 109, 112 & 115



1. Walk A to B.
2. Trot circle to the right.
3. Trot circle to the left.
4. Extend the trot to C stop. Set up for inspection.
5. When dismissed back 4 steps.
6. Perform a 90 degree turn to the right walk out.





Williamsport Riding Club Open  
Junior, Senior Masters & Adult  
In-Hand Ground Poles Class # 110, 113 & 116  
Mounted Class # 111, 114 & 117

