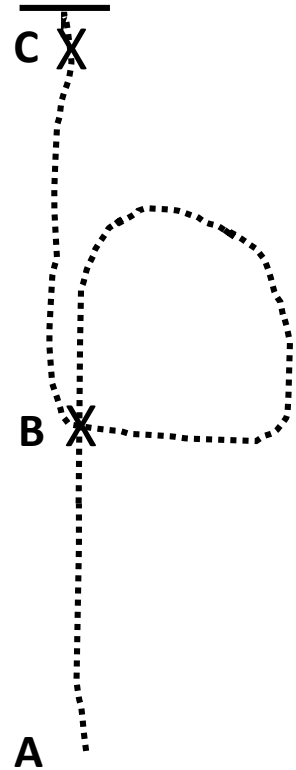


Williamsport Riding Club Open Show

Walk/Whoa Obstacle/Pattern

Class # 7

1. Walk from a to B
perform circle to right.
2. Halt/Whoa at B
completing circle
3. Walk to C



Williamsport Riding Club Open Show

Walk/Trot Obstacle/Pattern

Class # 11, 15, 19, 23, 27, 31, 35, 39, 52, 57 & 61

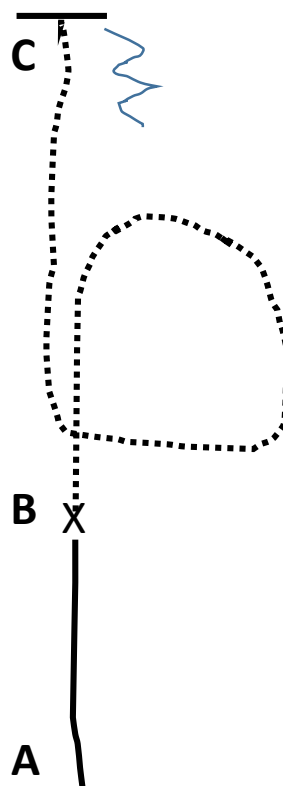
1. Walk to A, at A jog to B.
2. At B jog a circle to the Right. Continue jogging to C.
3. At C stop and Back, one horse length.

When dismissed find a place on the rail.



Williamsport Riding Club Open Show
Walk/Trot/Jog/Canter/Lope Obstacle/Pattern
Class # 43

1. Lope Right lead from A to B
2. At B Halt 3 seconds.
3. Perform a Trot circle to right trot to C
4. At C Back 3 steps
5. Exit pattern at a Trot or Jog

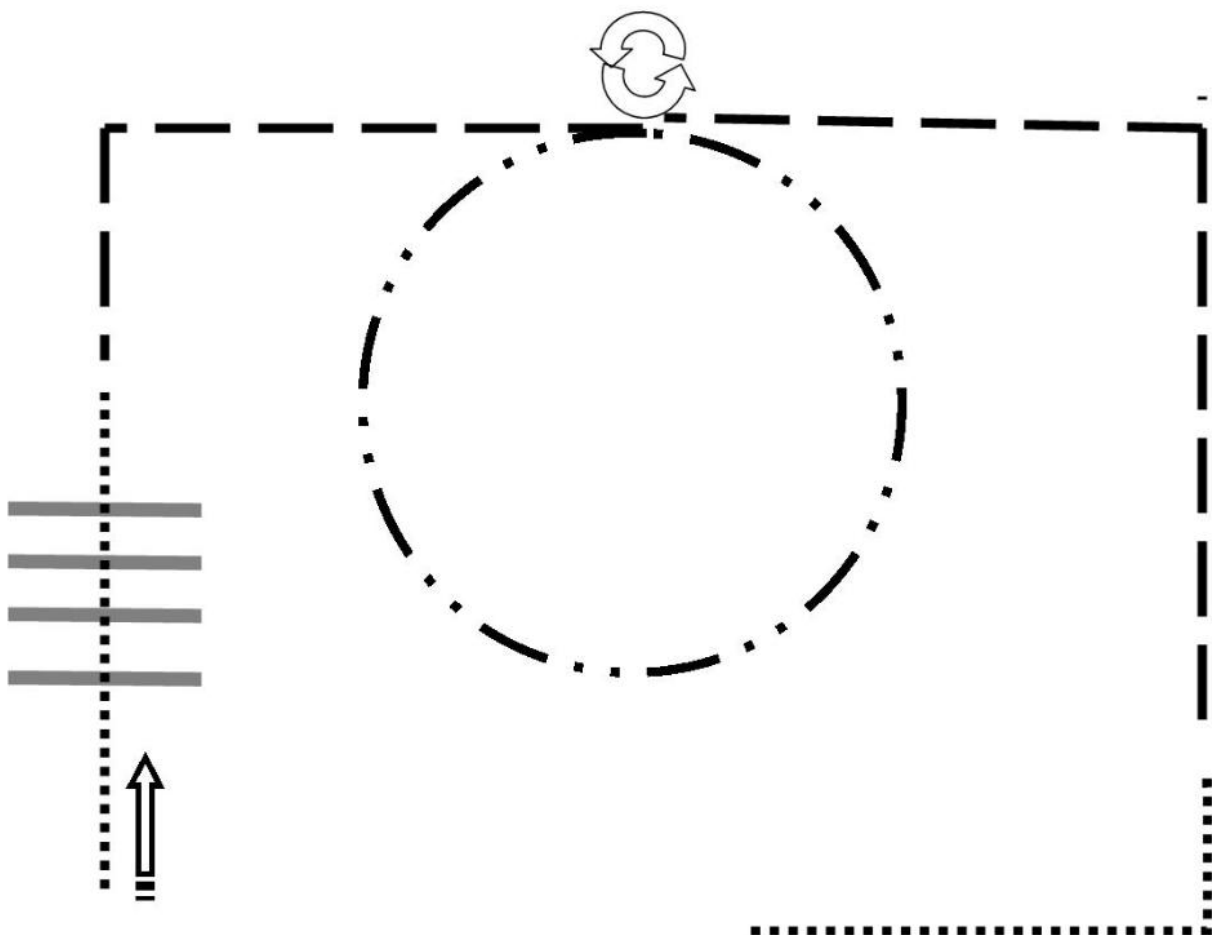


Williamsport Riding Club Open Show Class

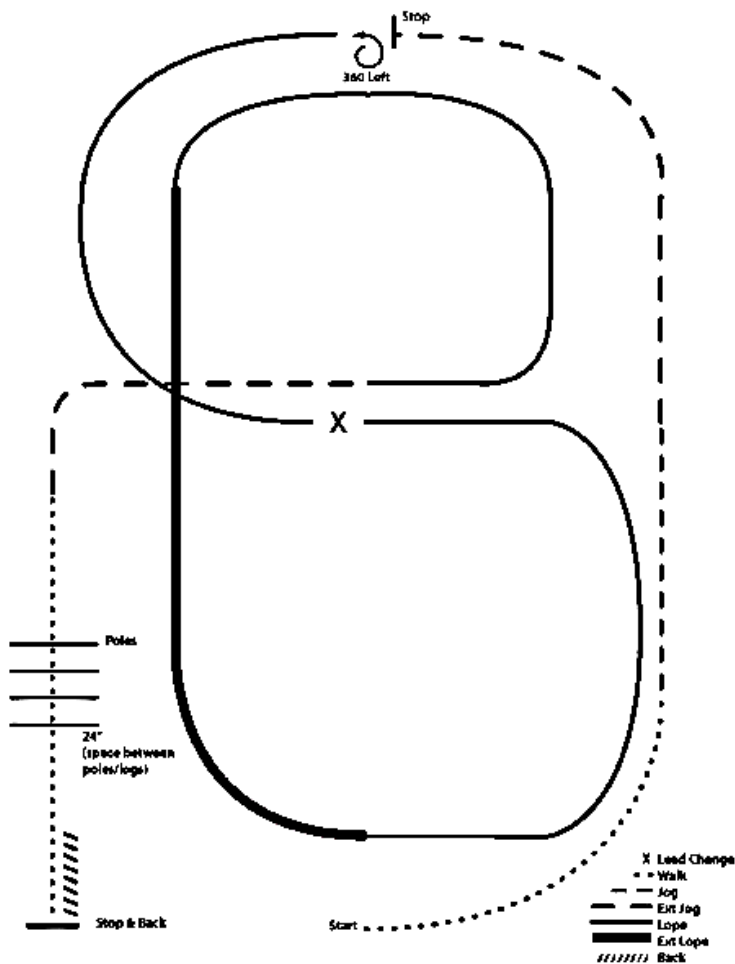
#47 - Ranch Riding Walk/Trot

ECRRA pattern

1. WALK
2. EXTEND TROT 1/2 WAY UP THE ARENA
3. TURN LEFT EXTEND TROT TO CENTER
4. TROT CIRCLE TO THE LEFT
5. STOP
6. 360 degree TURN TO LEFT
7. EXTENDED TROT
8. WALK OVER RAILS
9. STOP & BACK ONE HORSE LENGTH

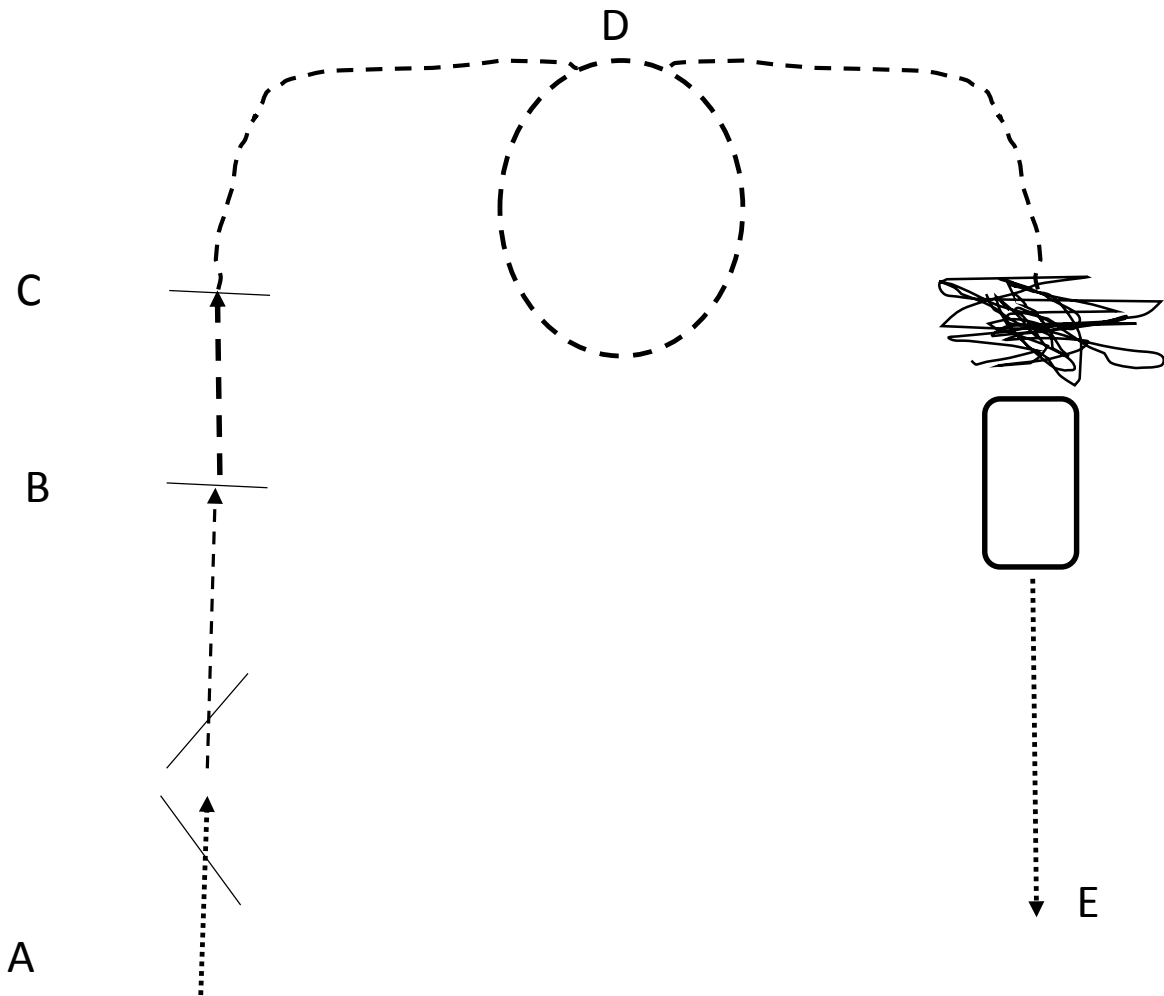


Williamsport Riding Club Open Show Class #48 - Ranch Riding Walk/Trot/Lope ECRRA Pattern



1. Walk
 2. Jog
 3. Extend the jog ,at the top of the arena ,stop
 4. 360 turn to the left
 5. Left lead 1/2 circle, lope to the center
 6. Change leads (simple or flying)
 7. Right lead 1/2 circle
 8. Extended lope up the long side of the arena (right lead)
 9. Collect back to a lope around the top of the arena and back to center
 10. Break down to a jog
 11. Walk over poles
 12. Stop and back
-

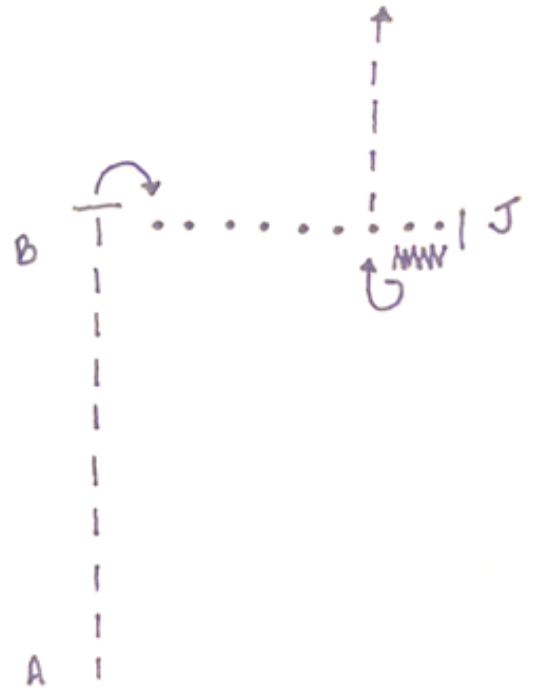
Williamsport Riding Club Open Show Ranch Trail



1. Walk from A over first log.
2. Pick up Jog before second log.
3. At B Extend the trot over the third and fourth log
4. Circle at D continue to Brush
5. Walk through brush and over Bridge.
6. Exit at E.

Williamsport Riding Club Open Show
Showmanship
Leadline 10 & Under and Therapeutic
Class # 103, 106 & 118

1. Begin at A. Trot From A past B.
2. Stop and perform a 90° turn
3. Walk to the Judge, stop and set up for inspection
4. When dismissed back one horse length and perform a 270° turn
5. Trot to the Line up.

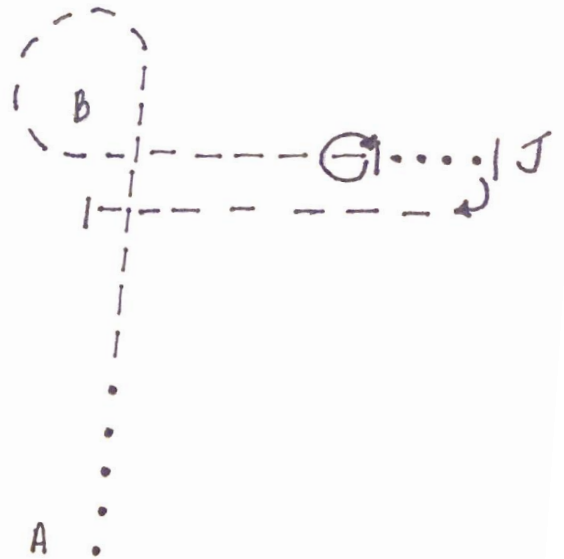


Williamsport Riding Club Open Show Showmanship

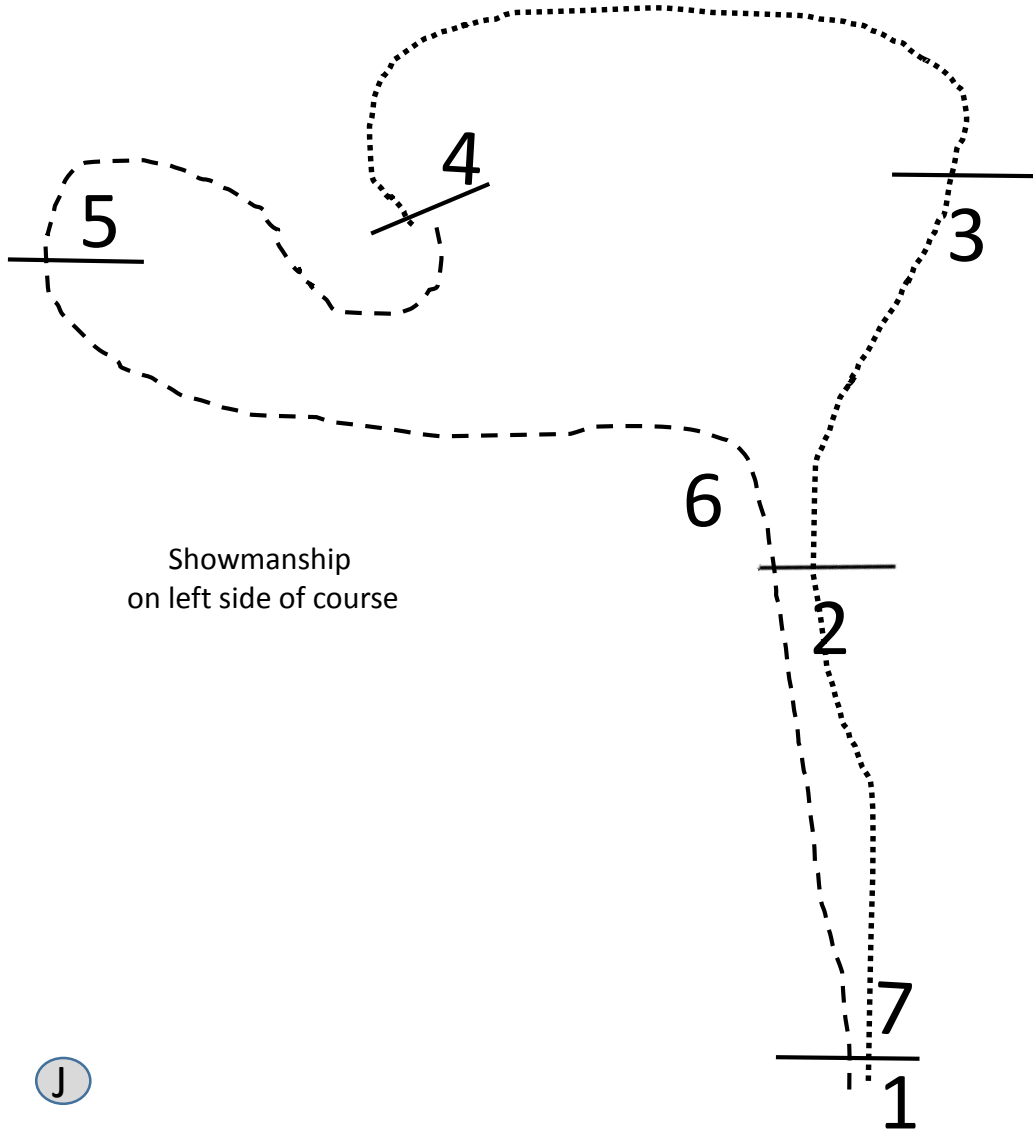
Junior, Senior & Adult (includes Masters)

Class # 109, 112 & 115

1. Walk $\frac{1}{2}$ way to B, Continue to B and around B at the trot
2. Continue at the trot $\frac{1}{2}$ way to the Judge. Stop perform 360° turn and walk to the judge.
3. Set up for inspection, when dismissed perform a 180° turn. And Trot back to B and stop
4. Walk to the Line up:



Williamsport Riding Club Open
Therapeutic
In-Hand Ground Poles Class # 119
Mounted Ground Poles Class # 120



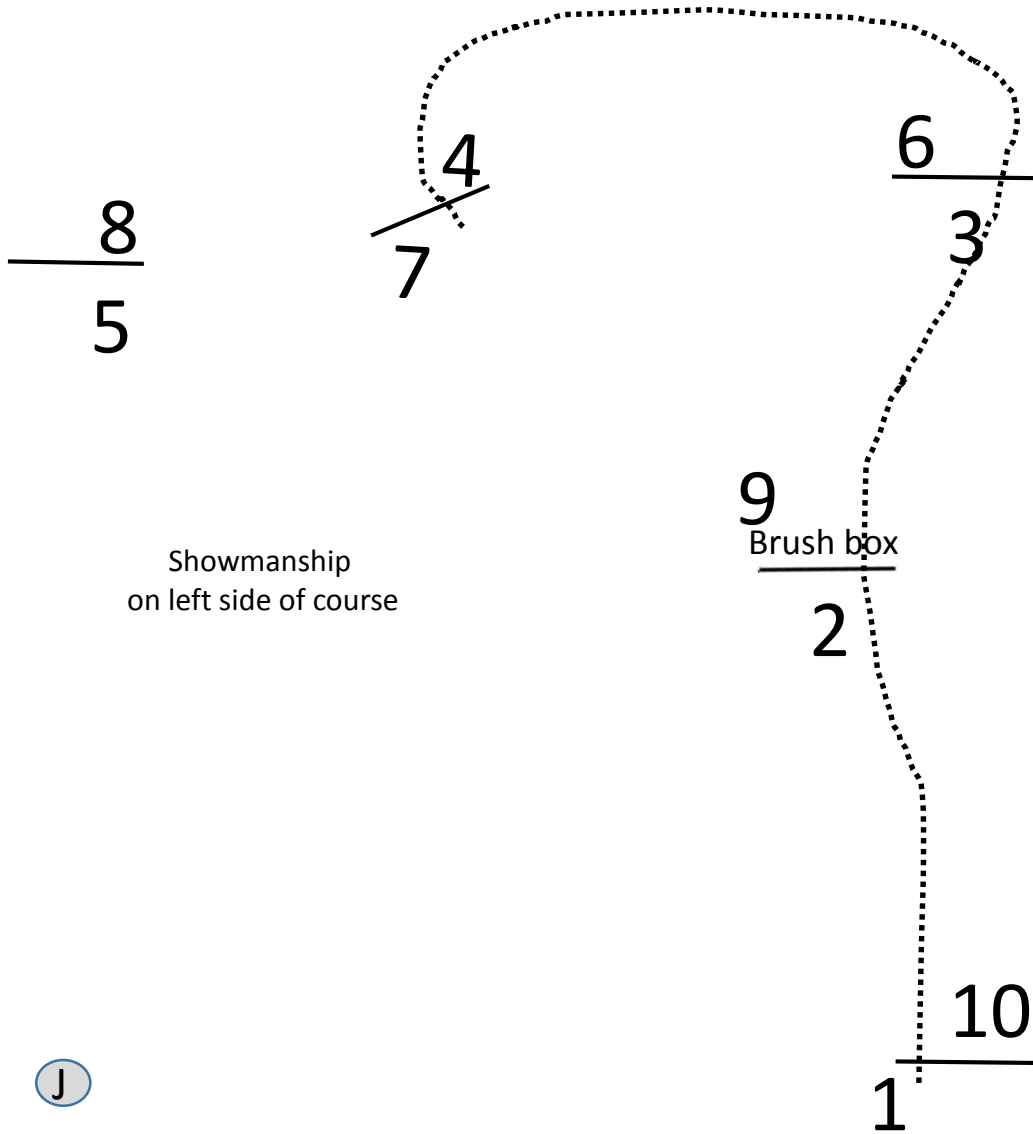
Walk 1 to 4
Trot 5 to 7



J

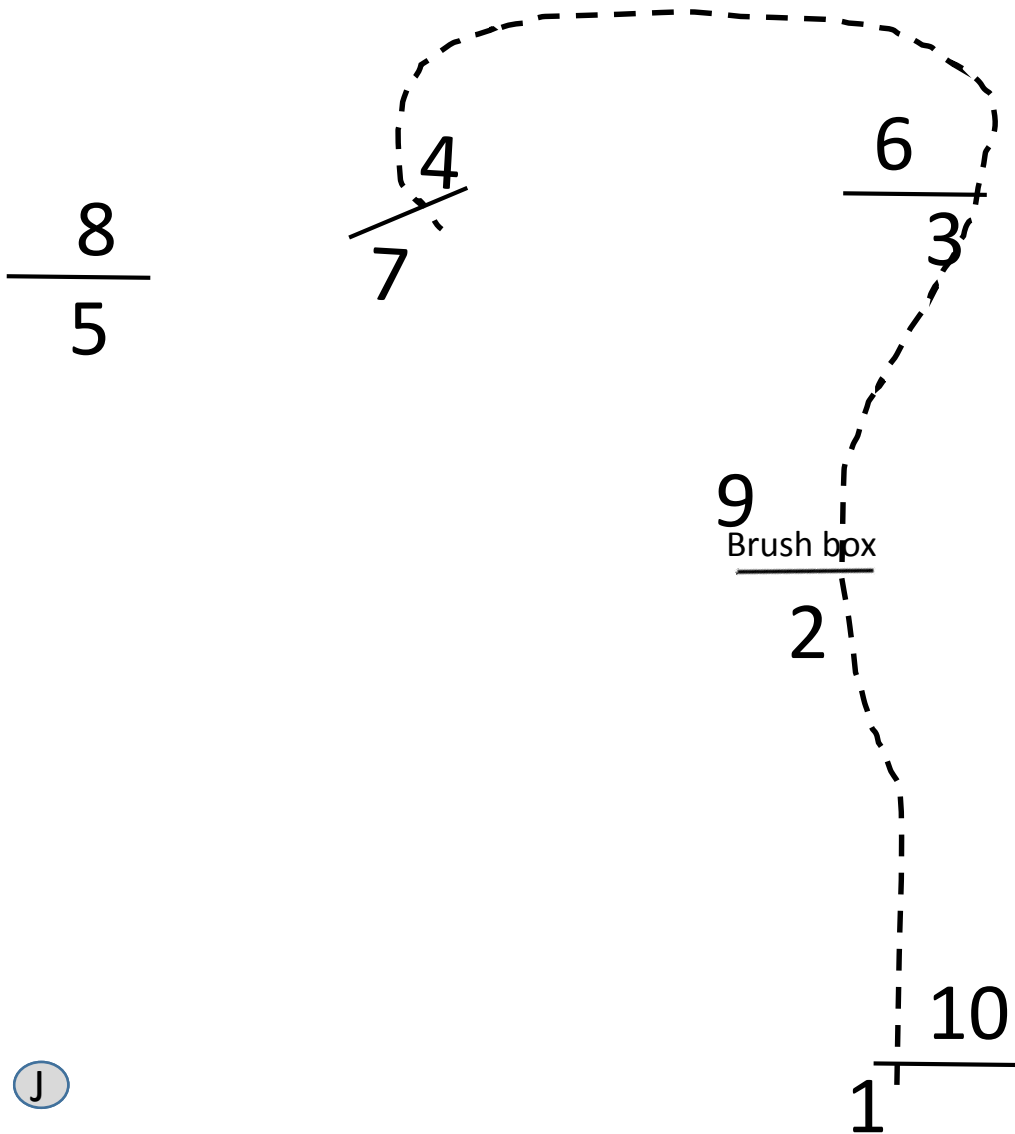


Williamsport Riding Club Open
Lead Line, 10 & Under and Therapeutic
In-Hand Ground Poles Class # 104 & 107
Mounted Ground Poles Class # 105 & 108



Walk 1 to 4
Trot 5-9
Walk 9 to 10

Williamsport Riding Club Open
Junior, Senior Masters & Adult
In-Hand Ground Poles Class # 110, 113 & 116
Mounted Class # 111, 114 & 117



J

Trot 1 to 4
Walk 5-9
Trot 9 to 10